

# The CAR.ODR.com Handbook for Parties, Representatives & Interested Persons

## Table of Contents

Logging into the platform .....	1
Updating your profile.....	2
Accessing your case .....	2
Case Home .....	3
Intake Details .....	4
Documents.....	5
Users .....	6
Discussions.....	6
Calendar.....	7
Mediator Rankings.....	8

## Logging into the platform

To enter the platform & access your case, visit <https://car.odr.com> to login. You will receive an email to login and create a password when your account is activated. *We recommend bookmarking <https://car.odr.com>, so you have easy access to login and access your account.*

If you do not receive this email, (or do not remember your password), you may click Forgot Password. This will trigger an email link to be sent to you to reset your password.

If you are having problems accessing your account, please contact us at [mediation@car.org](mailto:mediation@car.org).

REAL ESTATE MEDIATION  
CENTER FOR CONSUMERS

Get your cases resolved - quickly and amicably

Your Email Address  
Please enter your Email Address

Your Password  
Please enter your Password

Login

[Forgot Password ?](#)

Make sure to monitor your email for updates on the status of your mediation. You may also access the case within the CAR.ORD.com system.

## Updating your profile

You may update your profile by selecting the blue circle with your first initial at the top right of your account and then select “My Profile.” Update your contact information and select Submit. This will ensure that the Center & your mediator have your most up-to-date contact information. You may also contact us at [mediation@car.org](mailto:mediation@car.org) if you need assistance updating your contact information.

The screenshot shows the 'Add Person Details' form. At the top right, there is a blue circle containing the letter 'K', which is highlighted with a red circle. Below this, the name 'Katy Perry' is displayed. A 'My Profile' button is also highlighted with a red circle. The form fields include:

- User Type \***: Initiating Party
- Email \***: katyperry@mailinator.com
- Address1**: (empty)
- State**: (empty)
- Phone**: 1234567890
- Full Name \***: Katy Perry
- Organization**: (empty)
- City**: (empty)
- Zip**: (empty)
- Confidential notes**: (empty)

Buttons for 'My Profile', 'Sign out', and 'Submit' are visible.

## Accessing your case

When you login, the home screen will show you the cases where you are listed as a party (e.g. Buyer/Seller, Landlord/Tenant, etc), representative (e.g. legal counsel, individual with power of attorney) or Interested Person (**relevant** individuals not contractually required to mediate but whom you intend to invite as voluntary participants to the mediation).

My Cases

Showing 10 out of 11

CASE ID : 19

Katy Perry

vs

Taylor Swift



Open Case

If you click on the case, it will take you to the Case Home.

## Case Home

Case Home is where you access all case information. Anyone associated with the case will be able to add and view messages on the case home screen. These messages are **visible to all case participants**. *All communications is to be professional at all times. While persuasive and forceful communication is not prohibited, civility and mutual respect is vital and will increase the likelihood of the parties reaching a mutually agreeable settlement. The conduct of all participants to the mediation ideally will reflect the goal of mediation to efficiently, swiftly and affordably resolve the parties' dispute.*

Case Home

CASE ID : 18

Add New Message

YOUR NEXT STEP(S)

There is no action required at your end.

My Calendar

No events scheduled

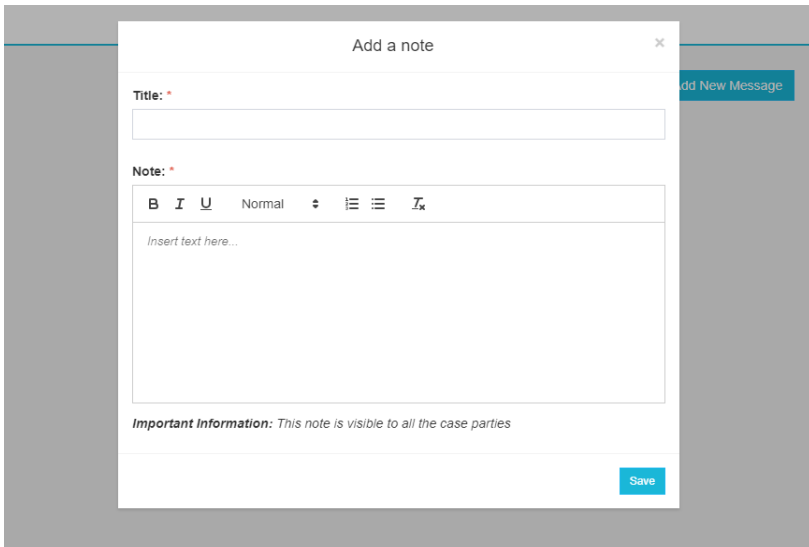
Welcome to C.A.R. Mediation!

Welcome to C.A.R. Mediation. Please remember any messages you post here will be visible to everyone.

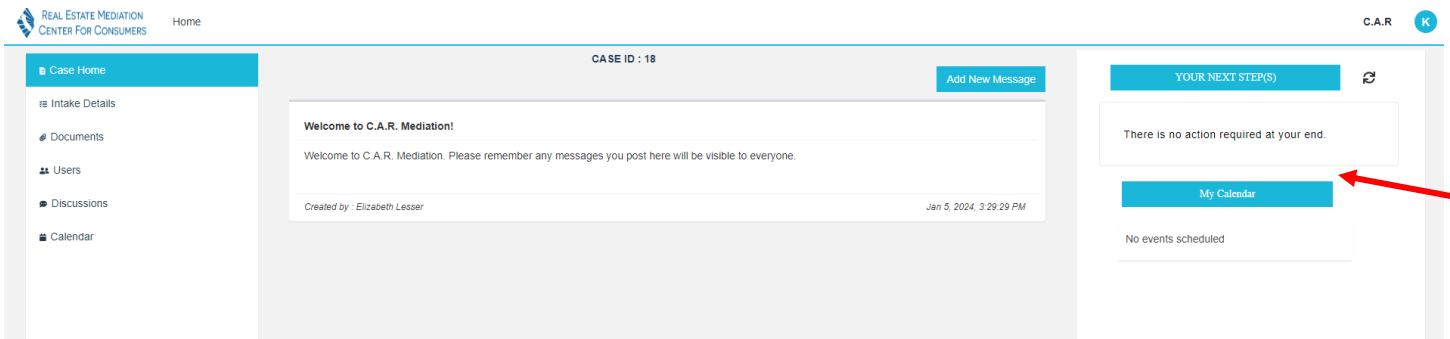
Created by : Elizabeth Lesser

Jan 2, 2024, 3:29:29 PM

If you click “Add New Message,” the following screen will open for messages. These messages may be deleted by the individual that posted them after they have been saved.



Any actions required by you will be listed under “Your Next Steps.” If a calendar item has been created, it will be listed under “My Calendar” for quick reference.



## Intake Details

If you click on “Intake Details”, you’ll see all the information that was submitted by the filer when they created the case. **This will be visible to everyone associated with the case.**

**Request to Mediate**

A copy of the Request to Mediate Form will be visible to Parties and their Attorneys and Representatives.

**Subject Property Address\***

1234 Music Way  
Los Angeles California 90210

PLEASE PROVIDE THE ADDRESS OF THE PROPERTY THAT IS THE SUBJECT OF THE DISPUTE. THE STREET ADDRESS WILL BE USED TO TRACK YOUR MATTER AND SHOULD BE INCLUDED IN ALL CORRESPONDENCE. THANK YOU.

Note that matters within the jurisdiction of a small claims court are excluded from the requirement to mediate in standard C.A.R form agreements. Other exclusions may also apply. Please refer to the agreement to determine any exclusions to the requirement to mediate.

**Basis for the dispute**  
Please select the basis for the dispute (Select all that apply). You will be given the opportunity to provide further details and a mediation brief directly to your mediator once the mediation is confirmed.\*

Deposit dispute  
 Failure to disclose a known defect  
 Landlord-tenant dispute  
 Homeowners association dispute  
 Other

Estimation of Dispute Value - [This will be shared with Responding Party(ies)]  
\$75,001 and over

Next

## Documents

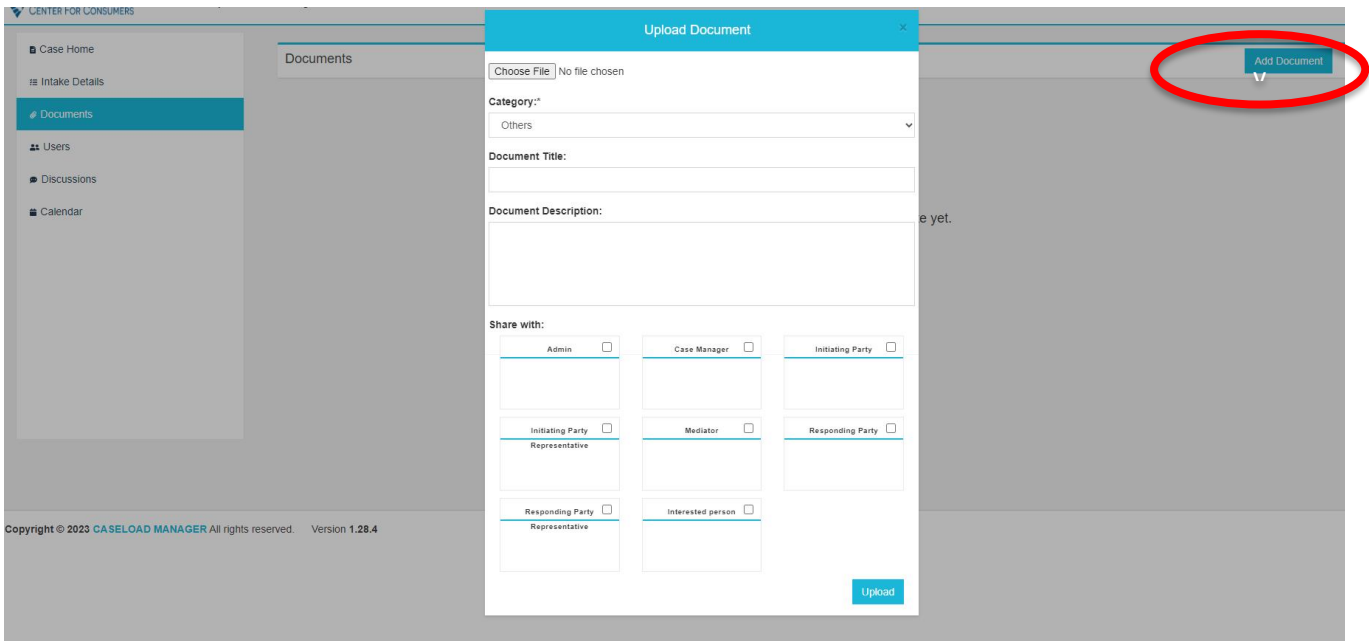
If you click on “Documents,” you will see the documents that have been uploaded into the case and shared with you. Individuals uploading documents may specify which individuals will have access to uploaded documents.

**Documents**

Category: All | Document Title: search..

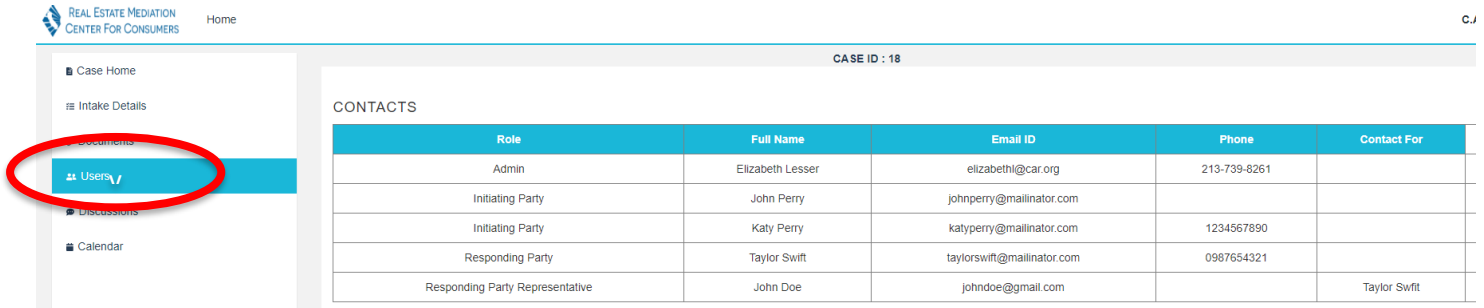
Documents	Category	Document Ti...	Document D...	Uploaded By	Created Date	Shared With	Delete
CAR Sample Document 1.pdf	Others	CAR Sample		Taylor Swift	12/11/2023		
CAR Sample Document 2.pdf	Others	CAR Sample		Katy Perry	12/11/2023		
CAR Sample Dialogue	Dialogue	CAR Sample	CAR Sample	Indraneel N1	12/11/2023		

If you'd like to upload a document, just click “Add Document” and you'll be presented with a menu to upload the document, a drop down to categorize it, a description box, and options to decide who in the case will be able to see it. Anyone associated with the case will be able to access documents that are shared with them and share documents through this section.



## Users

To view all parties, Interested Persons and the mediator assigned to the matter, you may view the Users tab. If someone is not listed or needs to be removed, please contact C.A.R. Mediation Center or your assigned mediator.



If you have a concern with sharing your contact information with the other party, you may consider creating a temporary email account (using gmail, yahoo or other free email service) for the mediation. Alternatively, we can edit your account to remove your contact information. If we remove your email address, you will not be able to access your case within Caseload Manager.

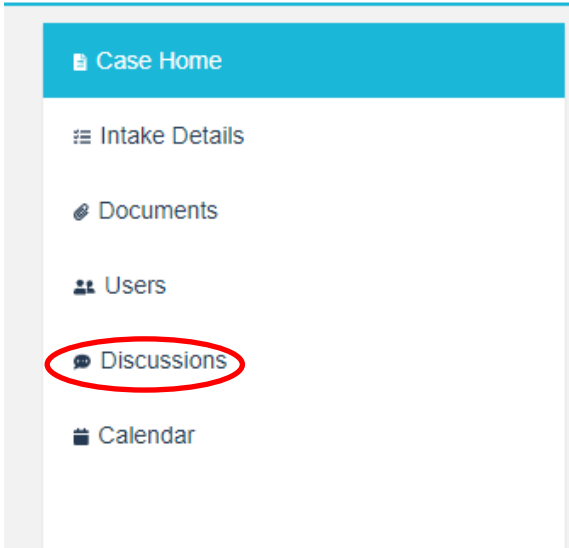
If you have an attorney, both you and your attorney may have access to the system. Only those with an email address in the system will be able to access the case to monitor it and participate in discussions.

## Discussions

The mediator, parties, representatives and Interested Persons will have access to read the discussions tab once it has been initiated by the mediator. The mediator will be able to create private caucus rooms (for example, a room with just you and the mediator) as well as open a joint discussion for all parties.

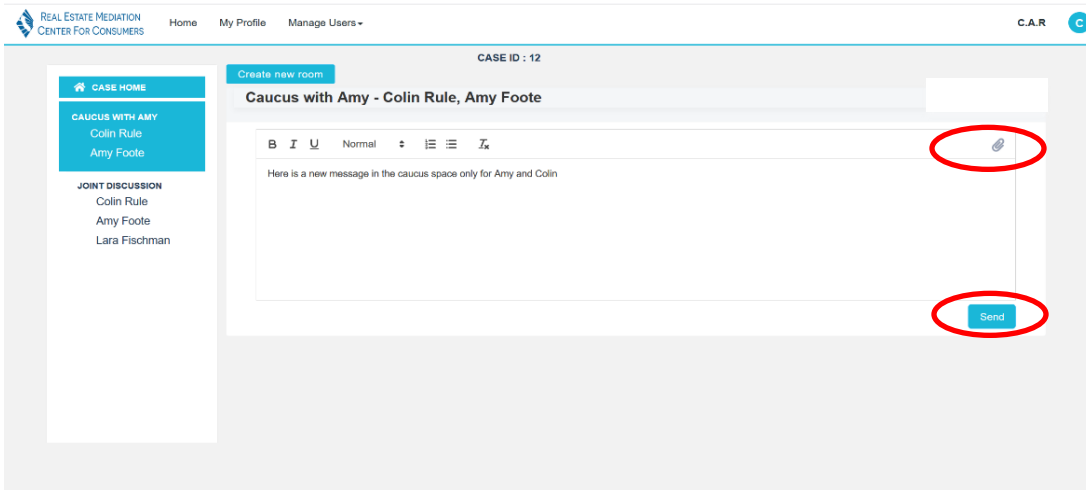


Home



To create and send a message, type in the textbox, and click send. Everyone in the discussion room will be notified by email that there is a message.

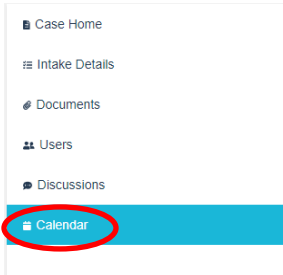
You can also attach a file to a message posted in the discussion forums – just click the paper clip icon, and you can select a file to attach to your message. Once you send, it will appear in your discussion thread (and it will be added to the documents area in the case as well).



Copyright © 2023 CASELOAD MANAGER All rights reserved. Version 1.32.1

## Calendar

You may view calendar items that have been added by your mediator.



Total hours : - Total session : -					
Meeting Start Time	Meeting End Time	Meeting Title	Meeti...	Room...	Notes
2023-09-20 13:45:03.0	2023-09-20 15:00:10.0	Conference Call			
2023-08-24 13:00:14.0	2023-08-24 16:00:23.0	Mediation	Online	Zoom	Link

## Mediator Rankings

When you need to login to the system to submit your mediator rankings, you will receive the following email.

Please submit your mediator rankings RE: 123 First Street Los Angeles CA 90068



C.A.R. Mediation Center <no-reply@car.odr.com>

To: taylorswift@mailinator.com

Cc: Mediation

Retention Policy Car Retention Policy (2 years)

Exp

If there are problems with how this message is displayed, click here to view it in a web browser.

**CAUTION: This email originated from outside of the organization. Do not click links or open attachments unless**

Hello Taylor Swift,

Please login to your account and submit your mediator rankings.

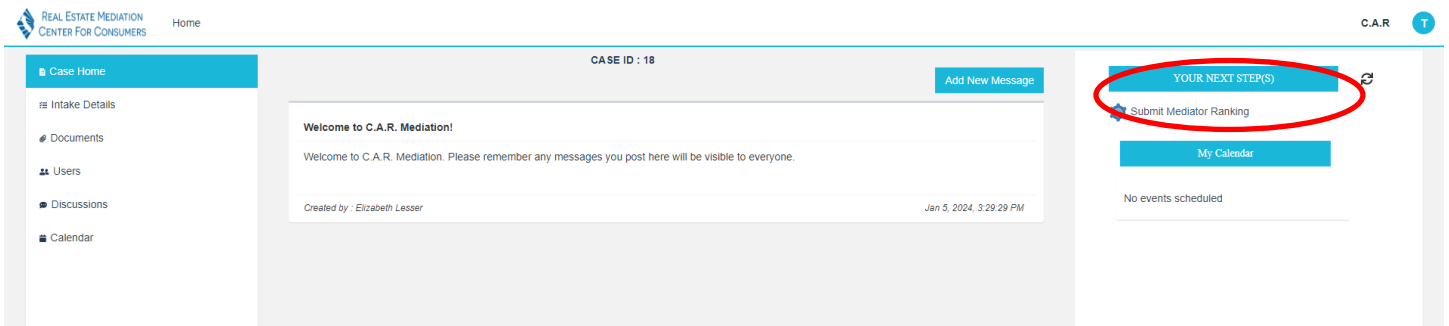
Regards,

C.A.R. Real Estate Mediation Center

[mediation@car.org](mailto:mediation@car.org)

213-739-8376

When you receive this email, please login and click on the case home (pages 2 & 4). When you go to case home, you will click on “Submit Mediator Ranking” listed under “Your Next Step(s).”



REAL ESTATE MEDIATION CENTER FOR CONSUMERS Home

CASE ID : 18

Add New Message

**YOUR NEXT STEP(S)**

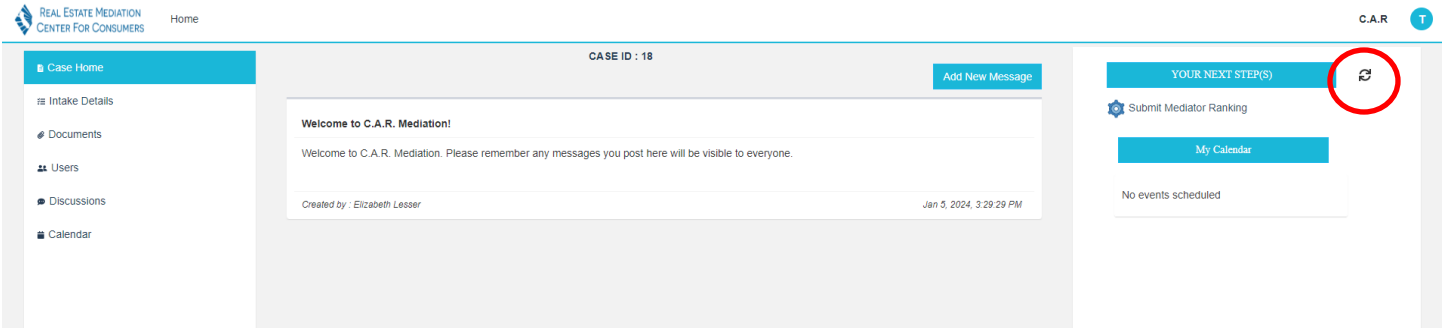
Submit Mediator Ranking

My Calendar

No events scheduled

If you do not see where it says, “Submit mediator ranking,” click on the refresh button to the right of your next steps.



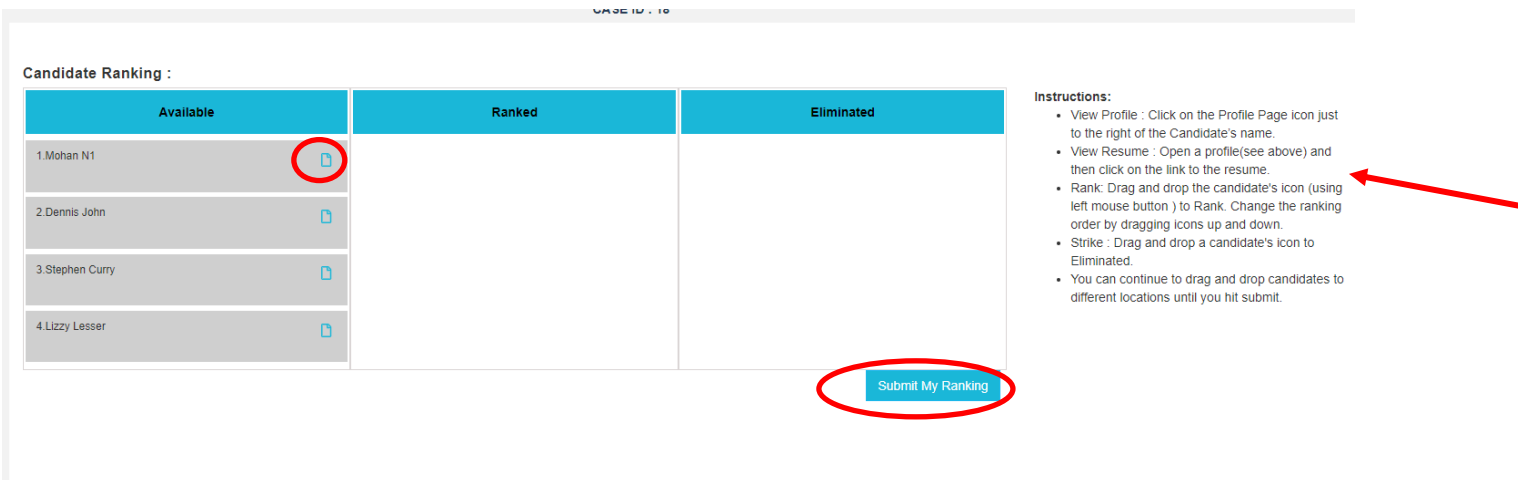


This will open a group of mediators for you to rank. You may follow the instructions on the right side to view the mediator’s profile and submit your rankings.

If you click on the paper icon, you can review the mediator’s profile.

You may drag and drop the candidates in your order of preference under “Ranked.” You may eliminate up to 1 candidate by dragging and dropping the candidate under “Eliminated.”

Once you have moved the proposed mediators into your preferred order, click “Submit my Ranking” at the bottom. This will notify the Mediation Center to review your rankings.



After we have received rankings from all parties, we will notify everyone of the mediator with the highest ranking by both parties. The mediator will do a conflict check to ensure neutrality for both parties, which can take up to 2 days before they confirm acceptance of this matter. Following acceptance, the mediator will contact both parties to gather information about the matter, bill for their fee deposit and coordinate schedules for the mediation. *If the mediator is unable to accept the matter, we will contact you to provide details of the reassignment.*